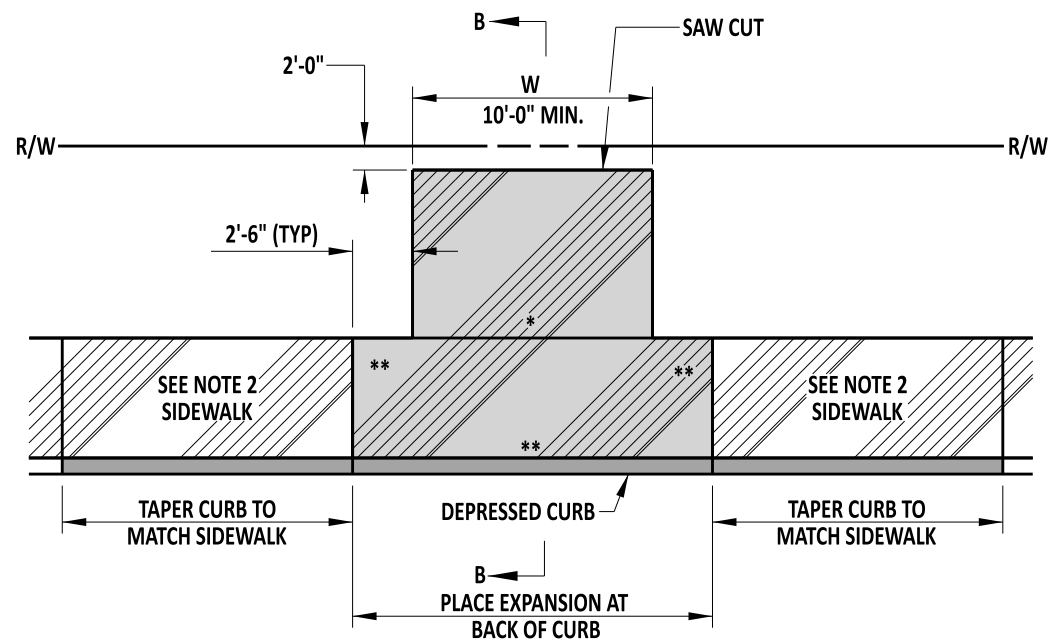


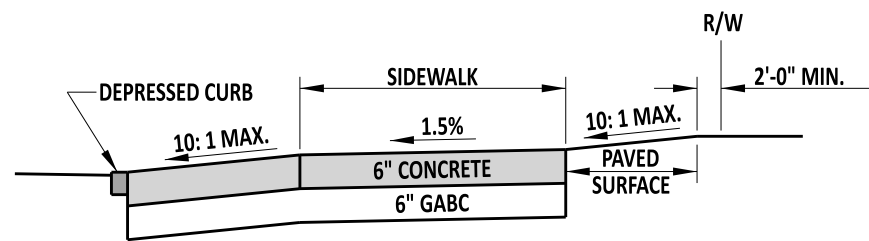
**ENTRANCE WITH SIDEWALK AND GRASS STRIP**

\* - JOINT  
\*\* - EXPANSION MATERIAL

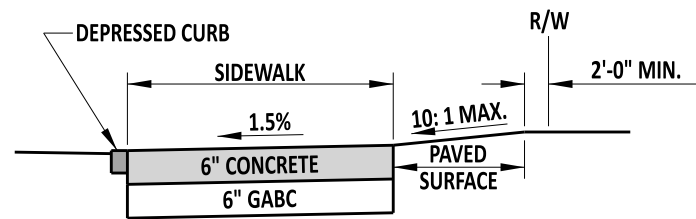


**ENTRANCE WITH SIDEWALK AND NO GRASS STRIP**

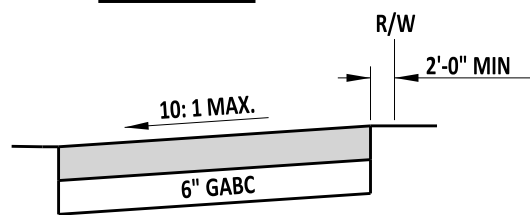
\* - JOINT  
\*\* - EXPANSION MATERIAL



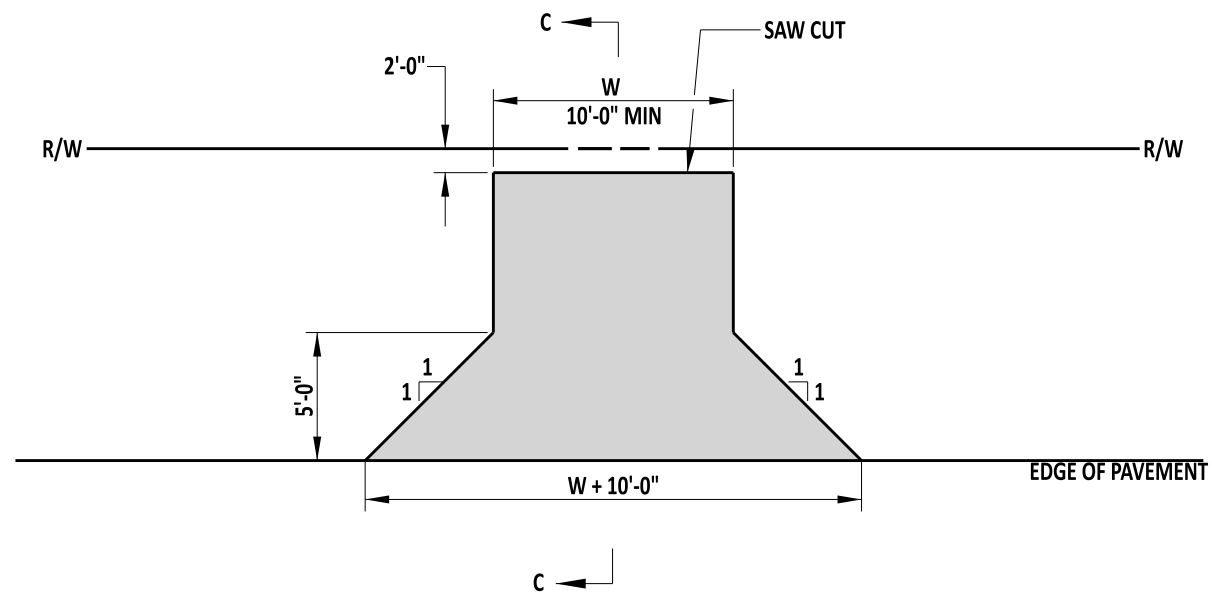
**SECTION A-A**



**SECTION B-B**



**SECTION C-C**



**ENTRANCE WITHOUT SIDEWALK**

- PCC SIDEWALK  
 - PCC 6"

**NOTES:**

- 1). A MAXIMUM SIDEWALK RUNNING SLOPE OF 4.5% IS PREFERRED WITH ALLOWANCE TO FOLLOW THE ADJACENT ROAD GRADES.
- 2). PROVIDE A SIDEWALK RUNNING SLOPE OF 4.5% LEADING TO THE DRIVEWAY APRON. THE LENGTH OF THE SLOPED SEGMENT LEADING TO THE DRIVEWAY APRON MAY BE LIMITED TO 15'-0" WHEN A 4.5% RUNNING SLOPE CREATES A GRADE CHASING SCENARIO.



*Andrew Shott*  
ENGINEERING SUPPORT  
RECOMMENDED  
DATE: 12/13/2022

ENTRANCES  
STANDARD NO. C-3 (2022)  
SHT. 1 OF 1

REVIEWED  
DEPUTY DIRECTOR - DESIGN  
DATE: 12/16/2022  
APPROVED  
CHIEF ENGINEER  
DATE: 12/21/2022