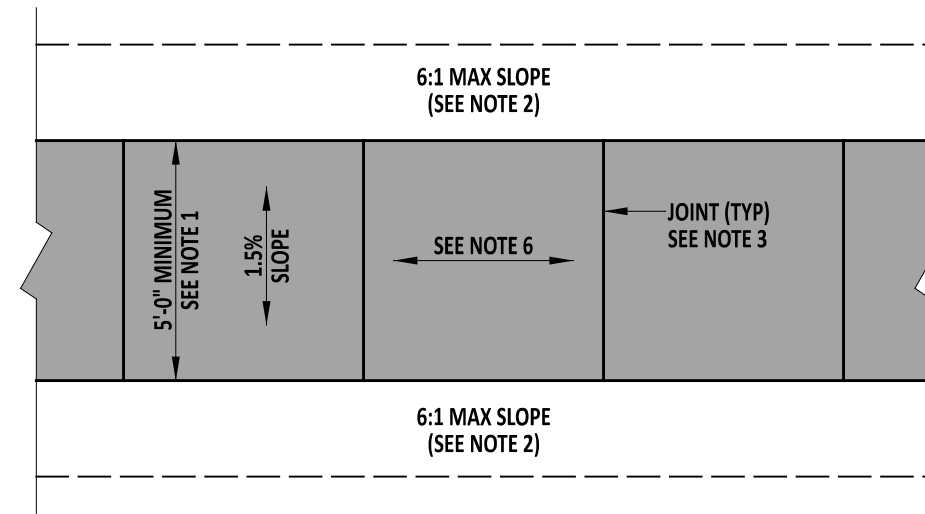
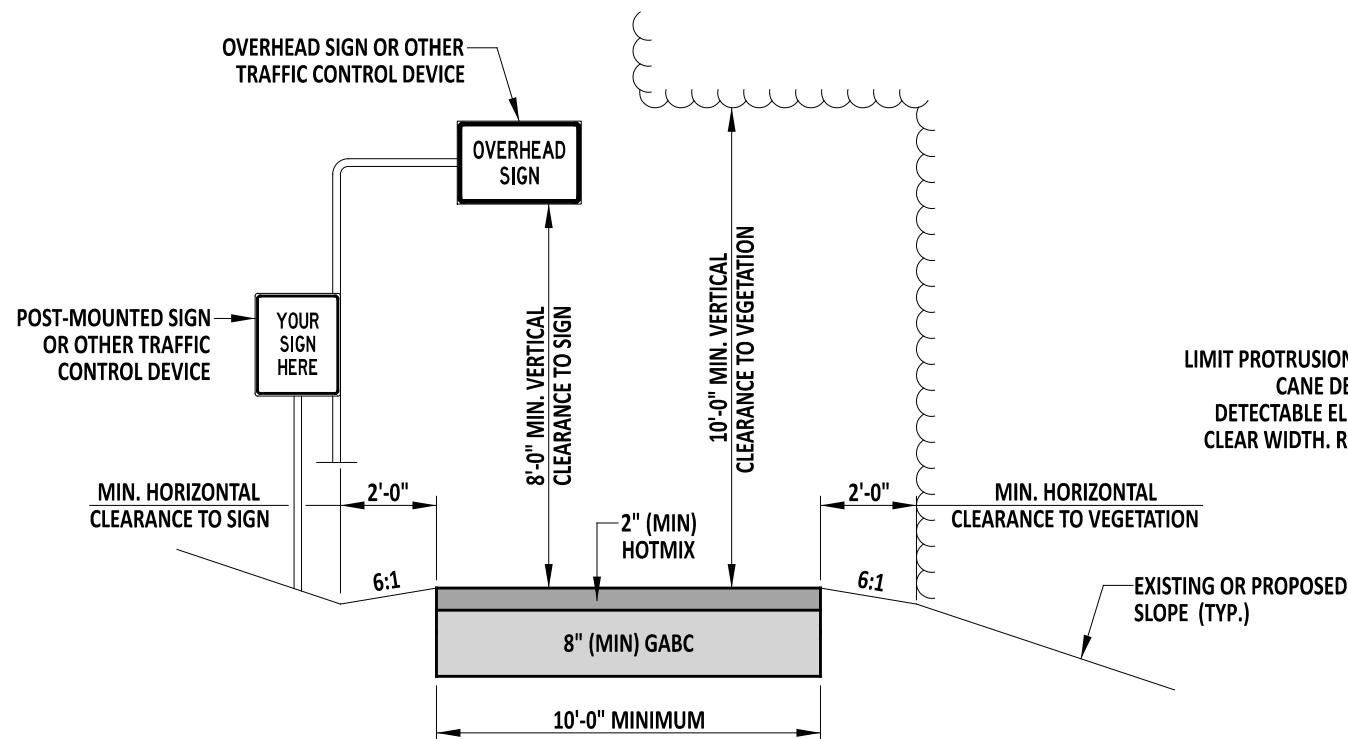


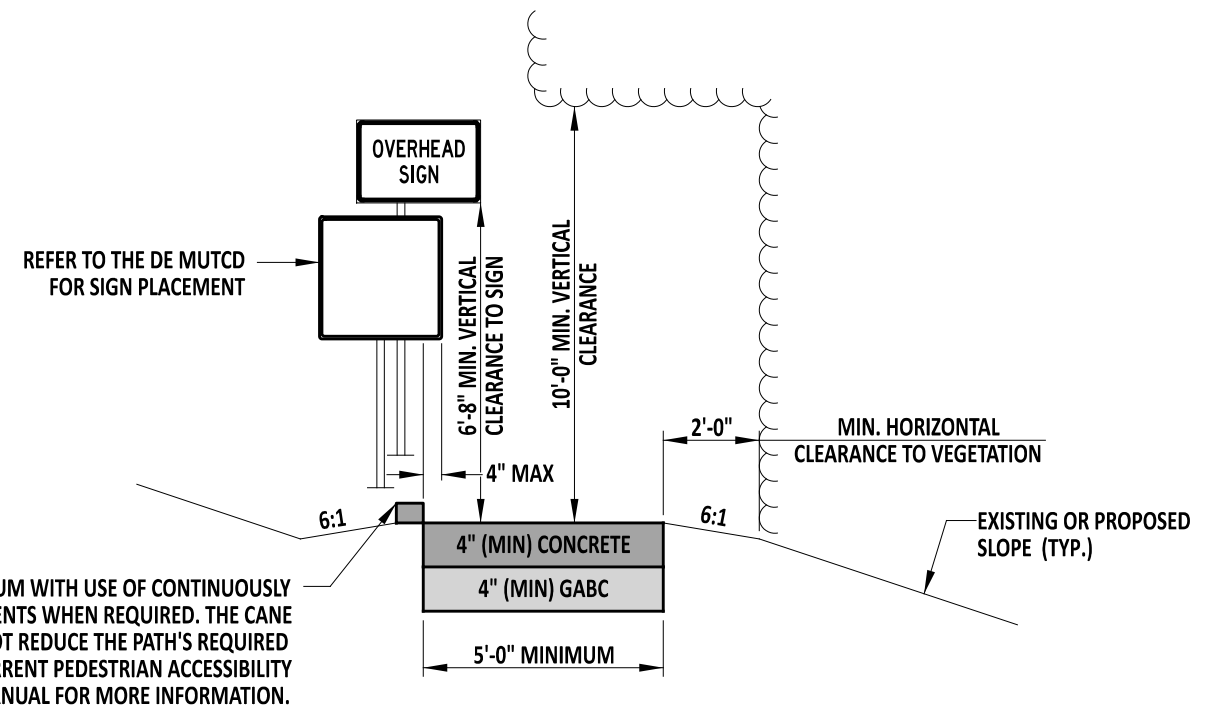
**SHARED-USE PATH PLAN**



**SIDEWALK PLAN**



**SHARED-USE PATH TYPICAL SECTION**



LIMIT PROTRUSIONS TO 4" MAXIMUM WITH USE OF CONTINUOUSLY CANE DETECTABLE ELEMENTS WHEN REQUIRED. THE CANE DETECTABLE ELEMENT MUST NOT REDUCE THE PATH'S REQUIRED CLEAR WIDTH. REFER TO THE CURRENT PEDESTRIAN ACCESSIBILITY STANDARDS MANUAL FOR MORE INFORMATION.

**SIDEWALK TYPICAL SECTION**

**NOTES:**

- 1). THE MINIMUM SIDEWALK WIDTH WHEN A BUFFER STRIP IS PROVIDED BETWEEN THE EDGE OF PAVEMENT AND THE SIDEWALK IS 5'-0". THE MINIMUM SIDEWALK WIDTH WHEN A BUFFER STRIP IS NOT PROVIDED IS 6'-0".
- 2). A 6:1 GRADE IS REQUIRED FOR A MINIMUM OF 2'-0" IMMEDIATELY ADJACENT TO THE SHARED USE PATH OR SIDEWALK.
- 3). FOR SIDEWALKS, PLACE CONSTRUCTION JOINTS EVERY 5'-0" IN ACCORDANCE WITH SECTION 705.3. FOR CONCRETE SHARED-USE PATHS, PLACE CONSTRUCTION JOINTS EVERY 10'-0".
- 4). PLACE EXPANSION MATERIAL IN ACCORDANCE WITH SECTION 701.3.
- 5). WHEN EXISTING OBSTRUCTIONS (FIRE HYDRANT, UTILITY POLE, ETC...) ARE LOCATED IN THE SIDEWALK, MAINTAIN A MINIMUM WIDTH OF 32" AND MAXIMUM LENGTH CONSTRICTION OF 24".
- 6). NOT TO EXCEED 4.5% OR ADJACENT ROAD GRADE.



*John C.*  
ENGINEERING SUPPORT  
RECOMMENDED  
DATE 12/03/2021

SHARED-USE PATH & SIDEWALK  
STANDARD NO. M-3 (2021)  
SHT. 1 OF 1

REVIEWED  
DEPUTY DIRECTOR - DESIGN  
DATE 12/06/2021  
APPROVED  
CHIEF ENGINEER  
DATE 12/07/2021