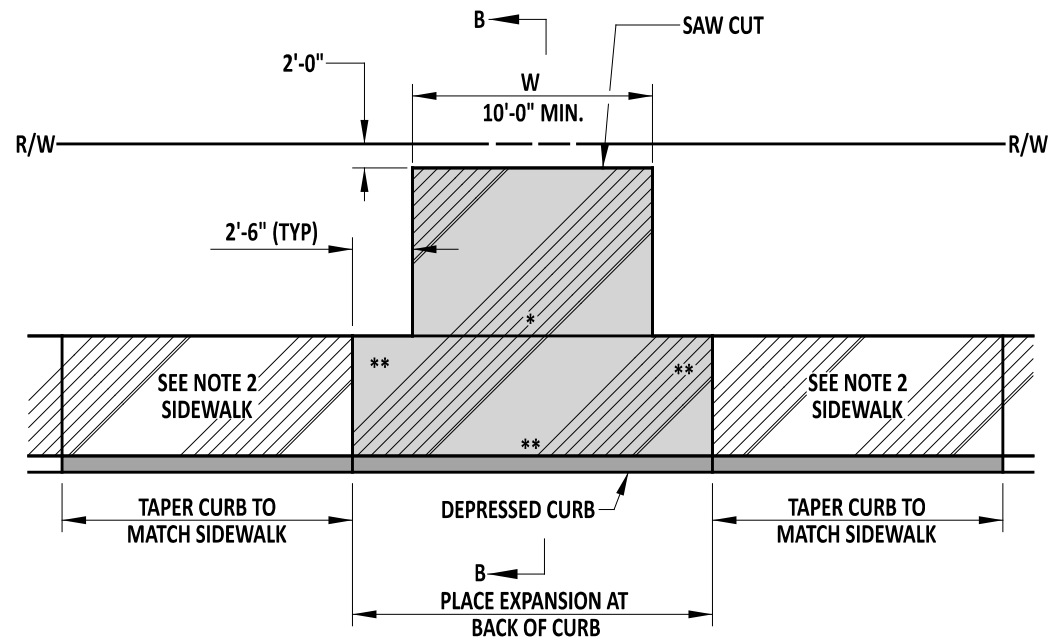


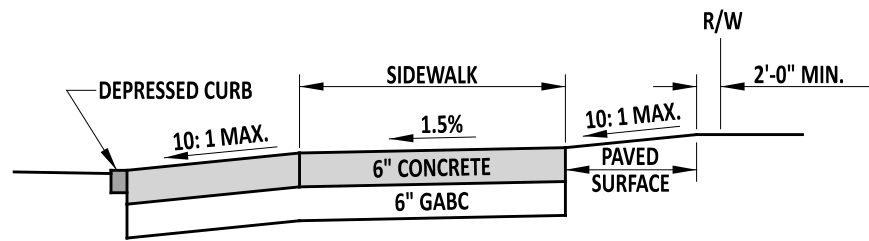
**ENTRANCE WITH SIDEWALK AND GRASS STRIP**

\* - JOINT  
\*\* - EXPANSION MATERIAL

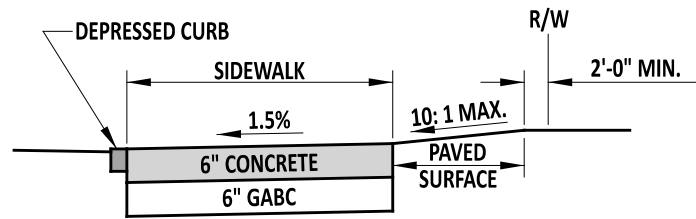


**ENTRANCE WITH SIDEWALK AND NO GRASS STRIP**

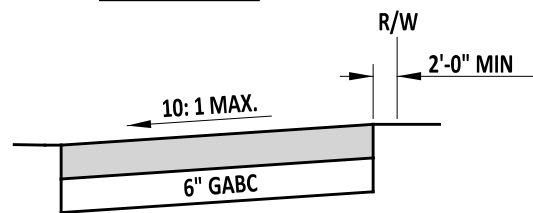
\* - JOINT  
\*\* - EXPANSION MATERIAL



**SECTION A-A**



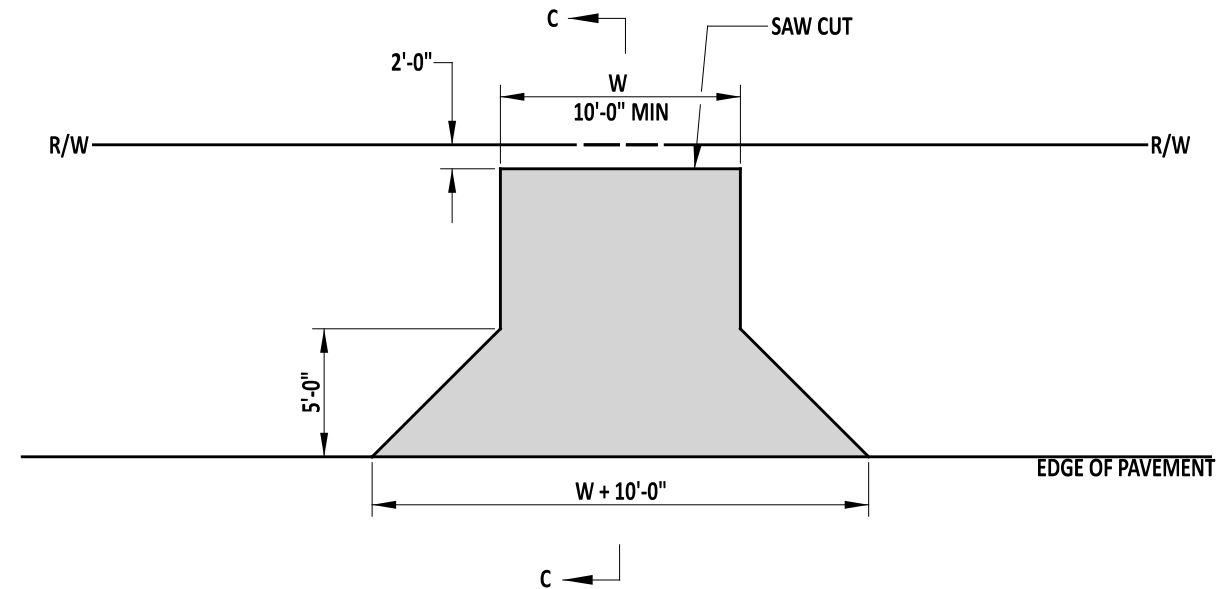
**SECTION B-B**



**SECTION C-C**

**NOTES:**

- 1). A MAXIMUM SIDEWALK RUNNING SLOPE OF 4.5% IS PREFERRED WITH ALLOWANCE TO FOLLOW THE ADJACENT ROAD GRADES.
- 2). PROVIDE A SIDEWALK RUNNING SLOPE OF 4.5% LEADING TO THE DRIVEWAY APRON. THE LENGTH OF THE SLOPED SEGMENT LEADING TO THE DRIVEWAY APRON MAY BE LIMITED TO 15'-0" WHEN A 4.5% RUNNING SLOPE CREATES A GRADE CHASING SCENARIO.



**ENTRANCE WITHOUT SIDEWALK**

- PCC SIDEWALK  
 - PCC 6"



*John C.*  
ENGINEERING SUPPORT  
RECOMMENDED  
12/03/2021  
DATE

ENTRANCES  
STANDARD NO. C-3 (2021)  
SHT. 1 OF 1

REVIEWED  
*Mike Lee*  
DEPUTY DIRECTOR - DESIGN  
12/06/2021  
DATE  
APPROVED  
*Shrey*  
CHIEF ENGINEER  
12/07/2021  
DATE