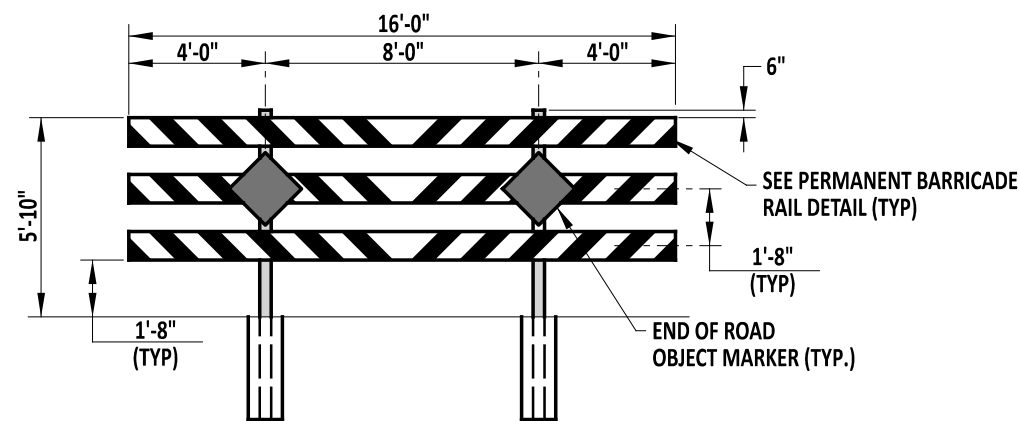
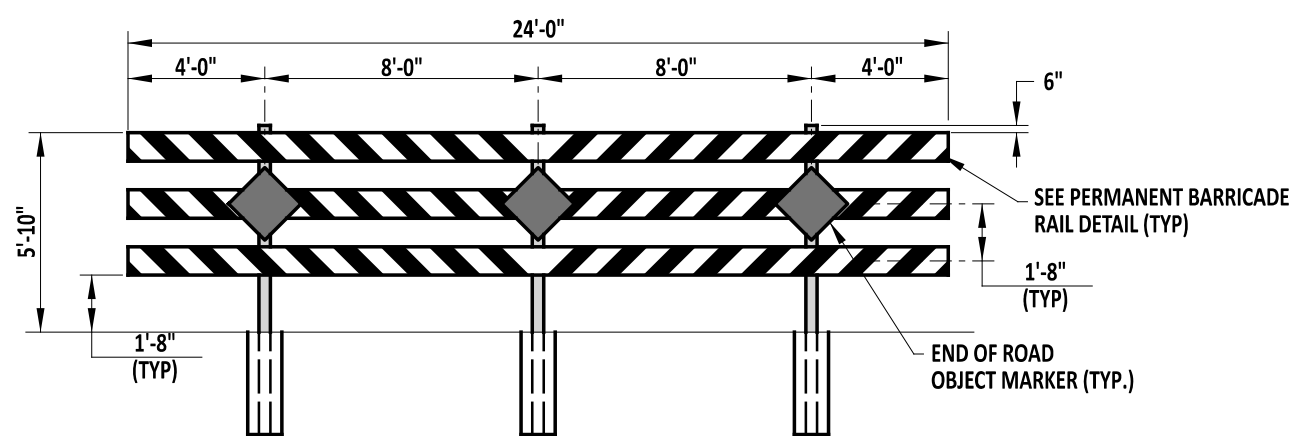


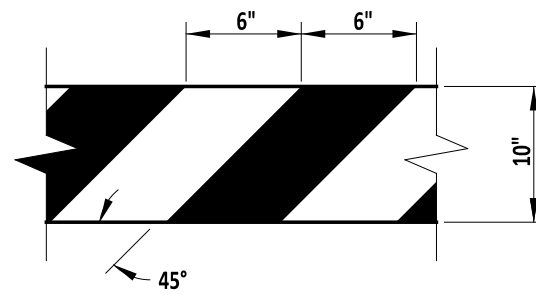
**1-POST PERMANENT WOOD BARRICADE DETAIL**



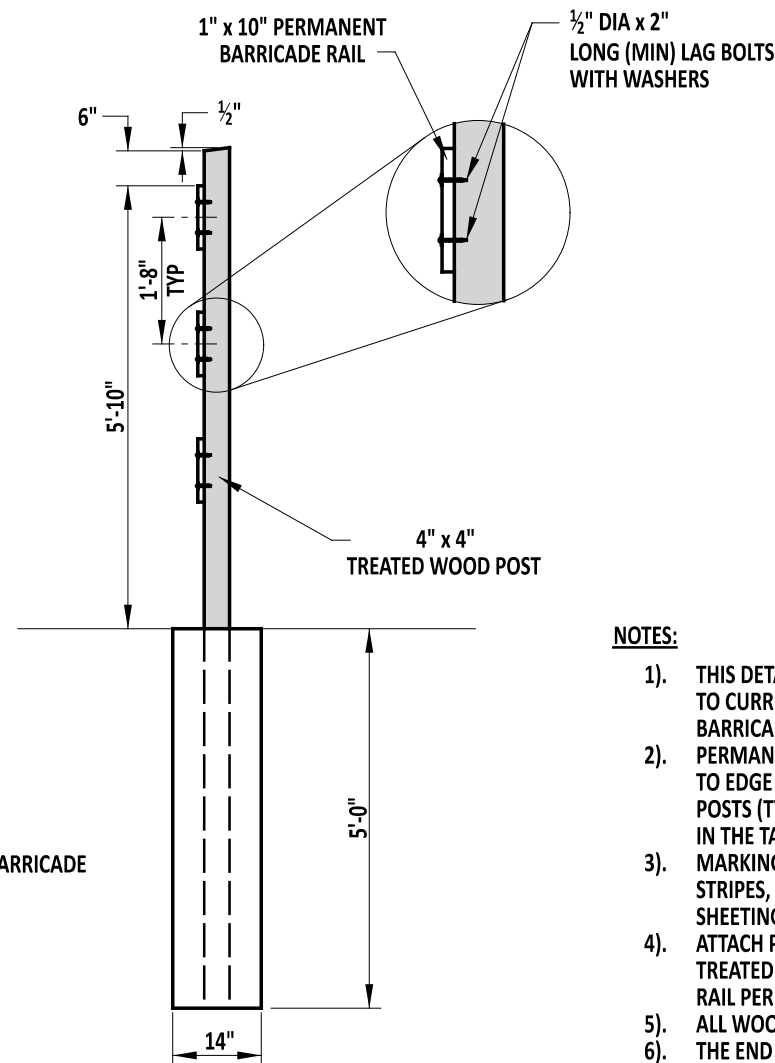
**2-POST PERMANENT WOOD BARRICADE DETAIL**



**3-POST PERMANENT WOOD BARRICADE DETAIL**



**PERMANENT BARRICADE RAIL DETAIL**



**PERMANENT BARRICADE POST DETAIL**

PERMANENT WOOD BARRICADE POST CHART			
ROADWAY WIDTH	NUMBER OF BARRICADES	TYPE OF POST	OUTSIDE OVERHANG
4'-0"	1	1-POST	2'-0"
6'-0"	1	1-POST	3'-0"
8'-0"	1	1-POST	4'-0" (1.2m)
10'-0"	1	2-POST	1'-0"
12'-0"	1	2-POST	2'-0"
14'-0"	1	2-POST	3'-0"
16'-0"	1	2-POST	4'-0"
18'-0"	1	3-POST	1'-0"
20'-0"	1	3-POST	2'-0"
22'-0"	1	3-POST	3'-0"
24'-0"	1	3-POST	4'-0"
26'-0"	2	2-POST	1'-0"
28'-0"	2	2-POST	2'-0"
30'-0"	2	2-POST	3'-0"
32'-0"	2	2-POST	4'-0"
34'-0"	2	2-POST 3-POST	1'-0"
36'-0"	2	2-POST 3-POST	2'-0"
38'-0"	2	2-POST 3-POST	3'-0"
40'-0"	2	2-POST 3-POST	4'-0"
42'-0"	2	3-POST	1'-0"
44'-0"	2	3-POST	2'-0"
46'-0"	2	3-POST	3'-0"
48'-0"	2	3-POST	4'-0"
50'-0"	3	(2) 2-POST <ENDS> (1) 3-POST <CENTER>	1'-0"

**NOTES:**

- 1). THIS DETAIL IS NOT IS NOT CONSIDERED A BREAKAWAY FEATURE AND HAS NOT BEEN CRASH TESTED TO CURRENT MASH TESTING STANDARDS. THIS DETAIL SHALL ONLY BE USED FOR PERMANENT BARRICADES PLACED OUTSIDE OF THE CLEAR ZONE OR ON LOW SPEED (<40 MPH) ROADWAYS.
- 2). PERMANENT BARRICADES SHALL BE PLACED COMPLETELY ACROSS THE ROADWAY FROM EDGE OF ROAD TO EDGE OF ROAD. IF NECESSARY, THE PERMANENT BARRICADE OVERHANG BEYOND THE OUTSIDE POSTS (TYPICALLY 4'-0" (1.2m)) MAY BE REDUCED TO THE "OUTSIDE OVERHANG" VALUE INDICATED IN THE TABLE ABOVE IF OBSTACLES ARE PRESENT BEYOND THE ROADWAY EDGE.
- 3). MARKINGS FOR PERMANENT BARRICADE RAILS SHALL BE ALTERNATING FLUORESCENT RED AND WHITE STRIPES, SLOPING DOWNWARD AT AN ANGLE OF 45 DEGREES, USING PRISMATIC, RETROREFLECTIVE SHEETING. STRIPES SHALL SLOPE DOWNWARD TOWARDS THE CENTER OF THE CLOSURE.
- 4). ATTACH PERMANENT BARRICADE RAIL AND OBJECT MARKER TO THE 4" (100) x 4" (100) PRESSURE TREATED WOOD POST USING LAG BOLTS (2" (50) LONG, MINIMUM) WITH WASHERS. TWO BOLTS PER RAIL PER POST SHALL BE REQUIRED.
- 5). ALL WOOD SHALL BE PRESSURE TREATED.
- 6). THE END OF ROAD OBJECT MARKER (MUTCD CODE OM4-3) SHALL BE 18" (450) x 18" (450) WITH RED PRISMATIC, RETROREFLECTIVE SHEETING.
- 7). TREATED WOOD POST SHALL BE PLACED IN PRE-DUG HOLE, BACKFILLED USING SUITABLE MATERIAL, AND TAMPERED THOROUGHLY TO PROVIDE A RIGID SUB-SURFACE CONDITION AROUND THE POST.
- 8). PERMANENT BARRICADE RAILS MAY BE CONSTRUCTED USING PLASTIC OR WOOD AND SHALL NOT BE METAL.
- 9). LONGER WIDTH CLOSERS CAN BE ACCOMODATED BY VARIOUS COMBINATIONS OF 2-POST AND 3-POST PERMANENT BARRICADES.



ENGINEERING SUPPORT *Paul Johnson* 09/01/2020  
RECOMMENDED DATE

PERMANENT WOOD BARRICADE  
STANDARD NO. T-16 (2020) SHT. 1 OF 1

REVIEWED *Mike Jones* 09/01/2020  
DEPUTY DIRECTOR - DESIGN DATE  
APPROVED *Sheryl* 09/01/2020  
CHIEF ENGINEER DATE