

2014 HIGHWAY STATISTICS

**Delaware
VEHICLE MILES TRAVELED BY FUNCTIONAL CLASSIFICATION**

RURAL			
	MILES	LANE MILES	DVMT
INTERSTATE	-	-	-
PA OTHER FREEWAYS & EXPRESSWAYS	23.60	109.56	1,528,154.25
PRINCIPAL ARTERIALS	120.88	401.86	2,322,299.18
MINOR ARTERIALS	105.51	237.90	858,951.84
MAJOR COLLECTOR	437.80	875.95	1,612,357.54
MINOR COLLECTOR	275.27	550.54	436,529.48
LOCAL	1,940.64	3,820.58	1,095,381.10
TOTAL	2,903.70	5,996.39	7,853,673.39

URBAN			
	MILES	LANE MILES	DVMT
INTERSTATE	40.61	273.32	3,417,273.84
PA OTHER FREEWAYS & EXPRESSWAYS	32.57	142.70	1,617,448.21
PRINCIPAL ARTERIALS	193.60	760.23	5,707,088.74
MINOR ARTERIALS	204.34	565.67	2,882,708.42
MAJOR COLLECTOR	364.76	746.85	2,123,288.56
MINOR COLLECTOR	54.36	110.40	144,542.14
LOCAL	2,413.10	4,945.85	2,472,903.62
TOTAL	3,303.34	7,545.02	18,365,253.53

DELAWARE TOTALS	6,207.04	13,541.41	26,218,926.92
------------------------	-----------------	------------------	----------------------

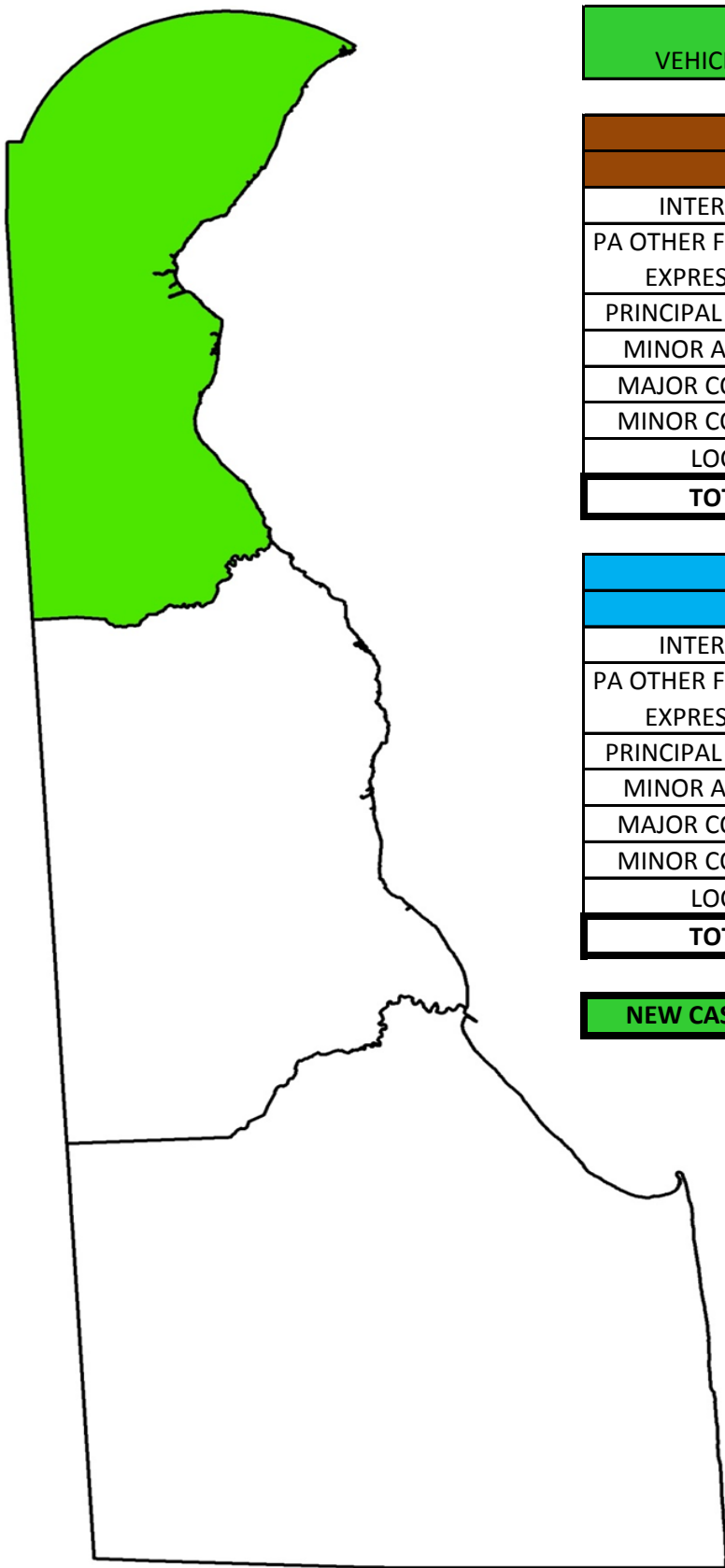
2014 HIGHWAY STATISTICS

**New Castle County
VEHICLE MILES TRAVELED BY FUNCTIONAL CLASSIFICATION**

RURAL			
	MILES	LANE MILES	DVMT
INTERSTATE	-	-	-
PA OTHER FREEWAYS & EXPRESSWAYS	14.19	71.92	1,165,816.88
PRINCIPAL ARTERIALS	14.54	33.26	267,456.32
MINOR ARTERIALS	20.39	67.16	391,670.31
MAJOR COLLECTOR	76.39	153.13	269,665.76
MINOR COLLECTOR	52.95	105.90	81,735.15
LOCAL	235.84	462.36	176,995.71
TOTAL	414.30	893.73	2,353,340.13

URBAN			
	MILES	LANE MILES	DVMT
INTERSTATE	40.61	273.32	3,417,273.84
PA OTHER FREEWAYS & EXPRESSWAYS	14.50	68.04	1,017,658.78
PRINCIPAL ARTERIALS	130.16	521.58	3,850,916.69
MINOR ARTERIALS	120.19	337.25	1,600,167.07
MAJOR COLLECTOR	177.29	366.15	1,122,393.73
MINOR COLLECTOR	21.43	44.54	56,311.33
LOCAL	1,472.67	3,071.41	1,766,282.74
TOTAL	1,976.85	4,682.29	12,831,004.18

NEW CASTLE TOTALS	2,391.15	5,576.02	15,184,344.31
--------------------------	-----------------	-----------------	----------------------



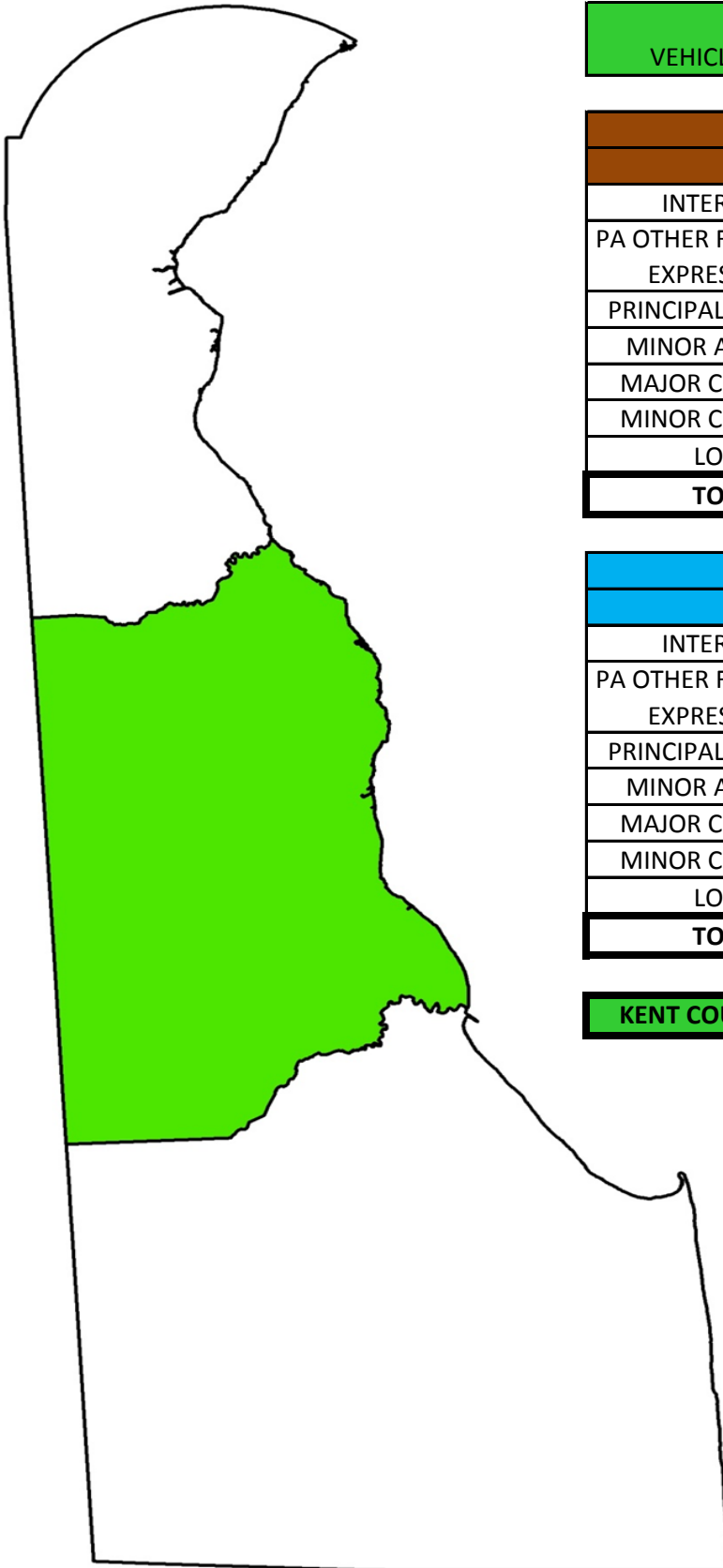
2014 HIGHWAY STATISTICS

Kent County
VEHICLE MILES TRAVELED BY FUNCTIONAL CLASSIFICATION

RURAL			
	MILES	LANE MILES	DVMT
INTERSTATE	-	-	-
PA OTHER FREEWAYS & EXPRESSWAYS	9.41	37.64	362,337.37
PRINCIPAL ARTERIALS	13.98	55.92	371,888.61
MINOR ARTERIALS	56.06	112.62	269,992.54
MAJOR COLLECTOR	100.67	201.34	259,254.25
MINOR COLLECTOR	99.73	199.46	139,379.57
LOCAL	592.19	1,179.71	247,547.68
TOTAL	872.04	1,786.69	1,650,400.02

URBAN			
	MILES	LANE MILES	DVMT
INTERSTATE	-	-	-
PA OTHER FREEWAYS & EXPRESSWAYS	18.07	74.66	599,789.43
PRINCIPAL ARTERIALS	16.31	63.98	515,466.68
MINOR ARTERIALS	60.64	175.98	1,048,968.14
MAJOR COLLECTOR	83.52	169.44	370,924.72
MINOR COLLECTOR	23.06	46.12	68,479.41
LOCAL	409.88	806.58	263,744.14
TOTAL	611.48	1,336.76	2,867,372.52

KENT COUNTY TOTALS	1,483.52	3,123.45	4,517,772.54
---------------------------	-----------------	-----------------	---------------------



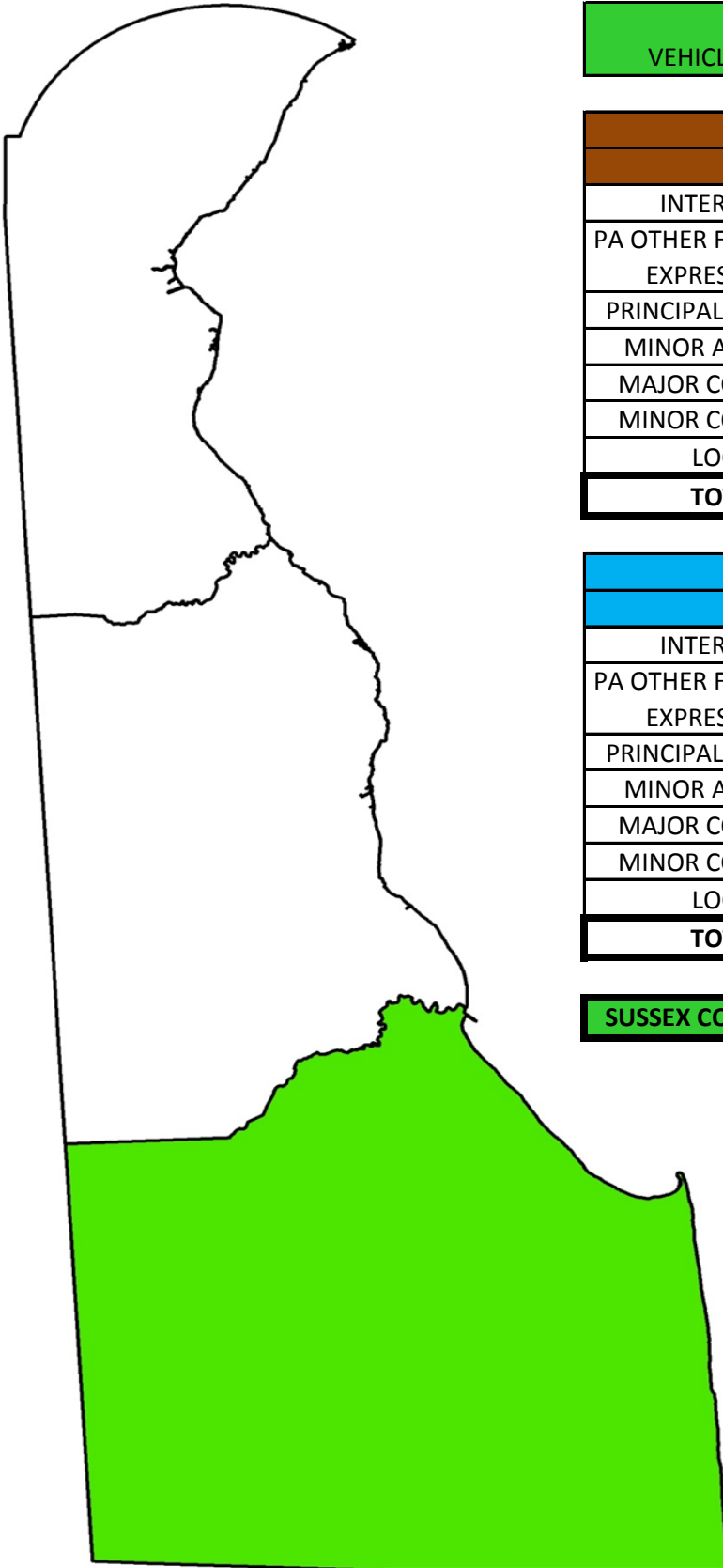
2014 HIGHWAY STATISTICS

Sussex County
VEHICLE MILES TRAVELED BY FUNCTIONAL CLASSIFICATION

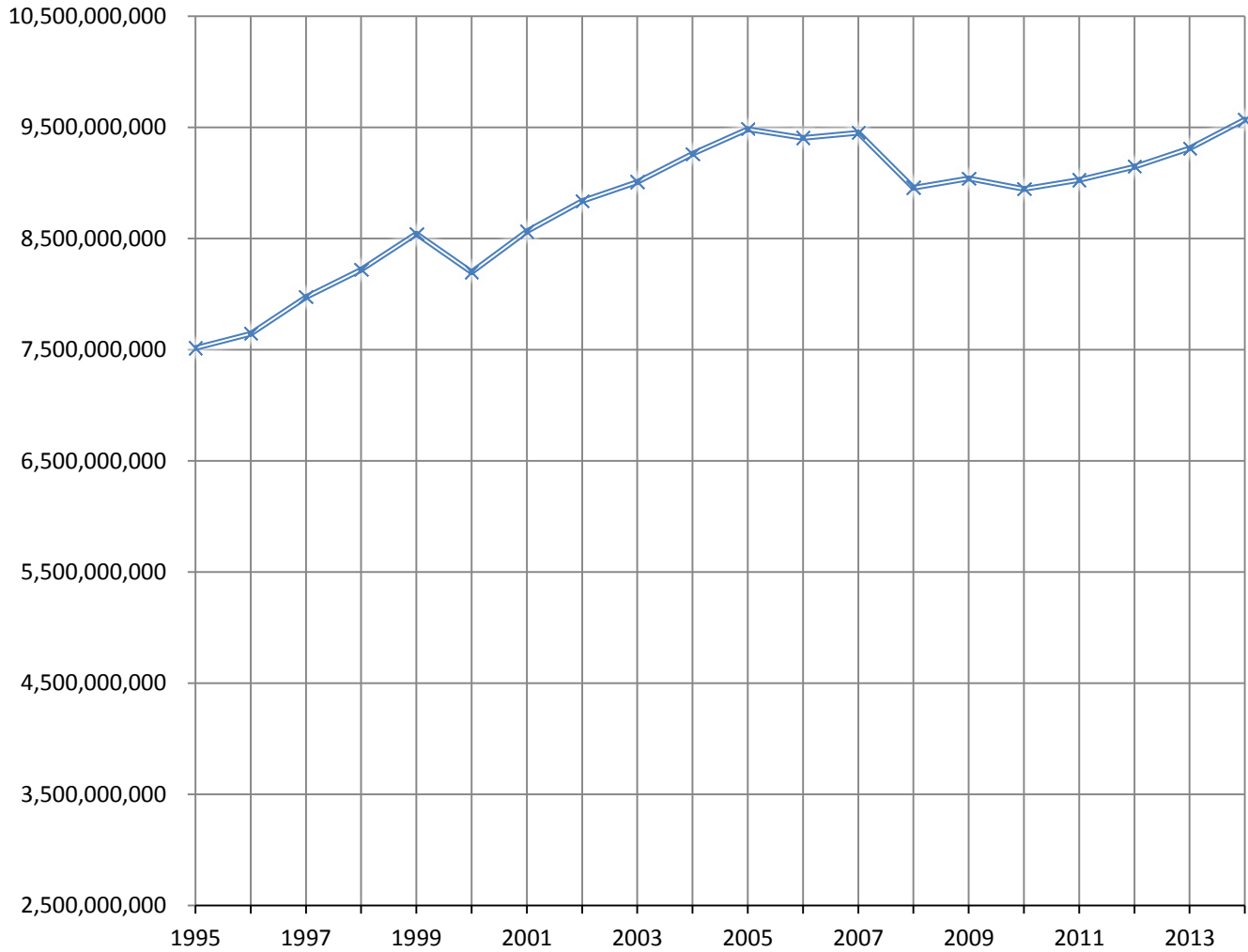
RURAL			
	MILES	LANE MILES	DVMT
INTERSTATE	-	-	-
PA OTHER FREEWAYS & EXPRESSWAYS	-	-	-
PRINCIPAL ARTERIALS	92.36	312.68	1,682,954.25
MINOR ARTERIALS	29.06	58.12	197,288.99
MAJOR COLLECTOR	260.74	521.48	1,083,437.53
MINOR COLLECTOR	122.59	245.18	215,414.76
LOCAL	1,112.61	2,178.51	670,837.71
TOTAL	1,617.36	3,315.97	3,849,933.24

URBAN			
	MILES	LANE MILES	DVMT
INTERSTATE	-	-	-
PA OTHER FREEWAYS & EXPRESSWAYS	-	-	-
PRINCIPAL ARTERIALS	47.13	174.67	1,340,705.37
MINOR ARTERIALS	23.51	52.44	233,573.21
MAJOR COLLECTOR	103.95	211.26	629,970.11
MINOR COLLECTOR	9.87	19.74	19,751.40
LOCAL	530.55	1,067.86	442,876.74
TOTAL	715.01	1,525.97	2,666,876.83

SUSSEX COUNTY TOTALS	2,332.37	4,841.94	6,516,810.07
-----------------------------	-----------------	-----------------	---------------------



DELAWARE ANNUAL VEHICLE MILES TRAVELED (AVMT)



YEAR	AVMT	CHANGE
1995	7,516,000,000	6.97%
1996	7,645,000,000	1.72%
1997	7,975,000,000	4.32%
1998	8,220,000,000	3.07%
1999	8,543,000,000	3.93%
2000	8,199,000,000	-4.03%
2001	8,565,000,000	4.46%
2002	8,838,000,000	3.19%
2003	9,010,000,000	1.95%
2004	9,263,000,000	2.81%
2005	9,486,000,000	2.41%
2006	9,407,000,000	-0.83%
2007	9,453,000,000	0.49%
2008	8,959,000,000	-5.23%
2009	9,041,000,000	0.92%
2010	8,948,000,000	-1.03%
2011	9,028,000,000	0.89%
2012	9,147,265,000	1.32%
2013	9,310,592,408	1.79%
2014	9,569,908,326	2.79%

DelDOT HPMS Program (2014)
Coordinator: Jason Vogl

OTHER AGENCIES

Del DOT oversees all public roads from Municipally maintained, State owned and suburban classified roadways in addition to these different classifications Del DOT also monitors and assists with the documentation of the following agencies; Air force, Airports, Army Reserve, Corps of Engineers, Fish & Wildlife, State Forests, State Parks and Universities. These organizations are responsible for the maintenance and monitoring of the roads in their respective jurisdictions. Additionally as part of HPMS requirements Del DOT is responsible for Coordinating proper reporting of Roadway inventory within each Boundary. The table below depicts Mileage and DVMT as reported to Del DOT from each Organization.

OTHER AGENCIES			
AGENCY	MILES	LANE MILES	DVMT
AIR FORCE	43.53	87.06	27,902.73
AIRPORTS	5.52	11.04	7,454.37
ARMY RESERVE	6.63	13.26	659.00
CORPS OF ENGINEERS	60.49	120.98	120.98
FISH AND WILDLIFE	11.42	22.84	3,563.26
STATE FOREST	4.89	9.78	12.87
STATE PARK	43.24	86.48	15,415.00
UNIVERSITIES	24.63	49.26	17,462.00
Totals	200.35	400.7	72,590.21

➤ AIR FORCE

Source: Earl Waller
 Title: N/A
 Agency: N/A
 Phone: (302) 677-6430
 E-Mail: Earl.Waller@us.af.mil
 Submission notes: None

➤ AIRPORTS

Source: Joshua Thomas
 Title: Project Planner
 Agency: Del DOT
 Phone: (302)-760-4834
 E-Mail: joshua.thomas@state.de.us
 Submission notes: None

➤ ARMY RESERVE

Source: Bernie Gilbert
 Title: GIS Transportation Planner
 Agency: Del DOT
 Phone: (302) 760-2137
 E-Mail: Bernie.Gilbert@state.de.us
 Submission notes: None

DelDOT HPMS Program (2014)
 Coordinator: Jason Vogl

➤ **CORPS OF ENGINEERS**

Source: James R. Tomlin, Jr.
Title: Resident Engineer
Agency: ACE
Phone: (302) 760-2619
E-Mail: James.R.Tomlin@usace.army.mil
Submission notes: None

➤ **FISH AND WILDLIFE**

Source: Oscar Reed, Jr.
Title: Deputy Refuge Manager
Agency: U.S. Fish & Wildlife Service
Phone: (302) 653-9345
E-Mail: oscar_reed@fws.gov
Submission notes: None

➤ **STATE FOREST**

Source: Bill Seybold
Title: Senior Forester
Agency: Delaware State Forest
Phone: (302) 698-4553
E-Mail: William.Seybold@state.de.us
Submission notes: None

➤ **STATE PARKS**

Source: Rich Goodman II
Title: Geospatial Analyst I
Agency: State Parks
Phone: (302) 739-9213
E-Mail: Richard.Goodman@state.de.us
Submission notes: None

➤ **UNIVERSITIES**

Source: Luis RiosFontanez
Title: EPS Tech III
Agency: Del DOT
Phone: (302)-760-2154
E-Mail: Luis.Fontanez@state.de.us
Submission notes: None