

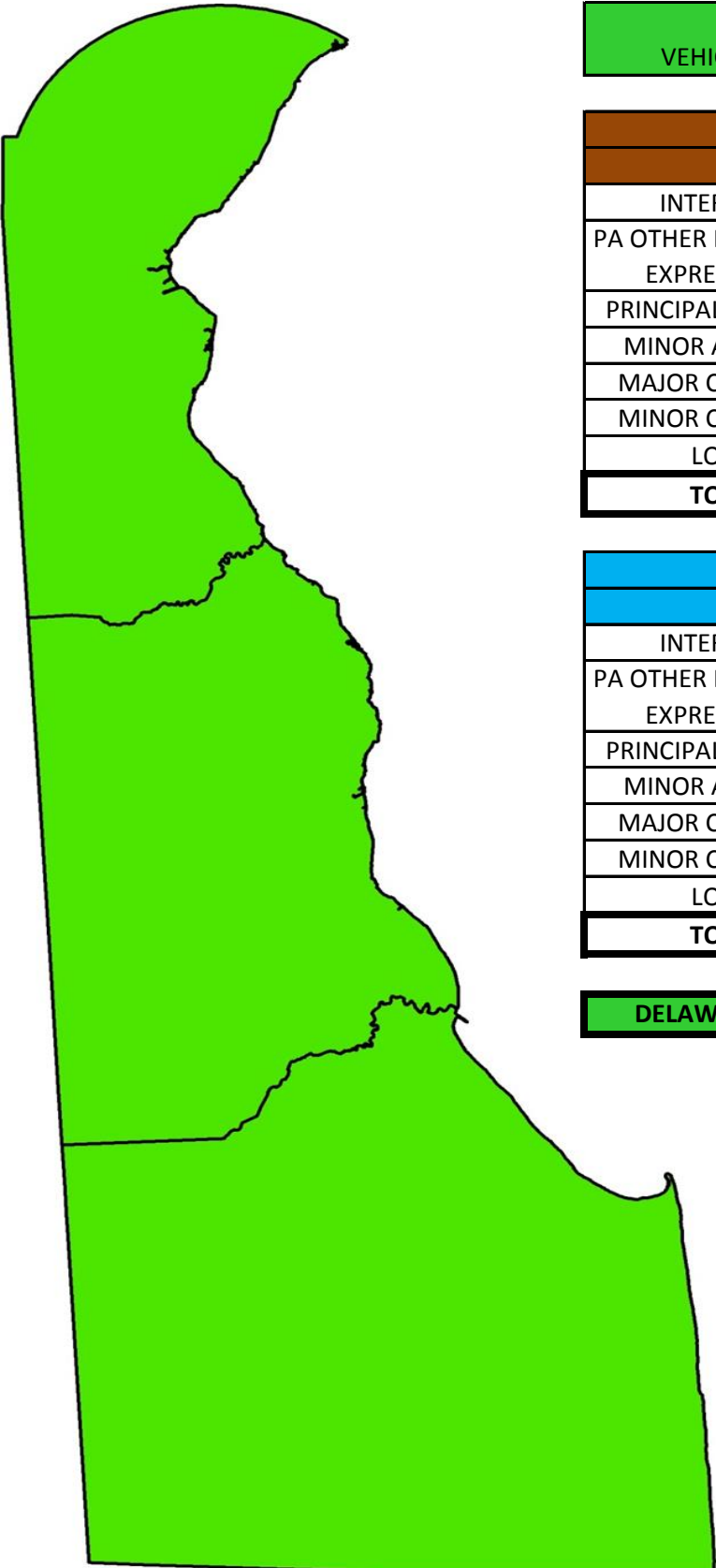
2013 HIGHWAY STATISTICS

**Delaware
VEHICLE MILES TRAVELED BY FUNCTIONAL CLASSIFICATION**

RURAL			
	MILES	LANE MILES	DVMT
INTERSTATE	-	-	-
PA OTHER FREEWAYS & EXPRESSWAYS	-	-	-
PRINCIPAL ARTERIALS	160.83	584.02	3,985,683.35
MINOR ARTERIALS	115.63	268.58	956,069.14
MAJOR COLLECTOR	452.80	908.35	1,697,656.95
MINOR COLLECTOR	222.38	445.11	323,958.70
LOCAL	2,293.95	4,523.86	1,392,223.41
TOTAL	3,245.59	6,729.92	8,355,591.55

URBAN			
	MILES	LANE MILES	DVMT
INTERSTATE	40.61	256.14	3,497,690.82
PA OTHER FREEWAYS & EXPRESSWAYS	30.38	135.04	1,420,045.03
PRINCIPAL ARTERIALS	175.60	679.27	5,067,374.27
MINOR ARTERIALS	197.82	552.64	2,745,910.57
MAJOR COLLECTOR	363.62	753.49	1,988,881.76
MINOR COLLECTOR	-	-	-
LOCAL	2,139.01	4,406.75	2,360,388.38
TOTAL	2,947.04	6,783.33	17,080,290.83

DELAWARE TOTALS	6,192.63	13,513.25	25,435,882.38
------------------------	-----------------	------------------	----------------------



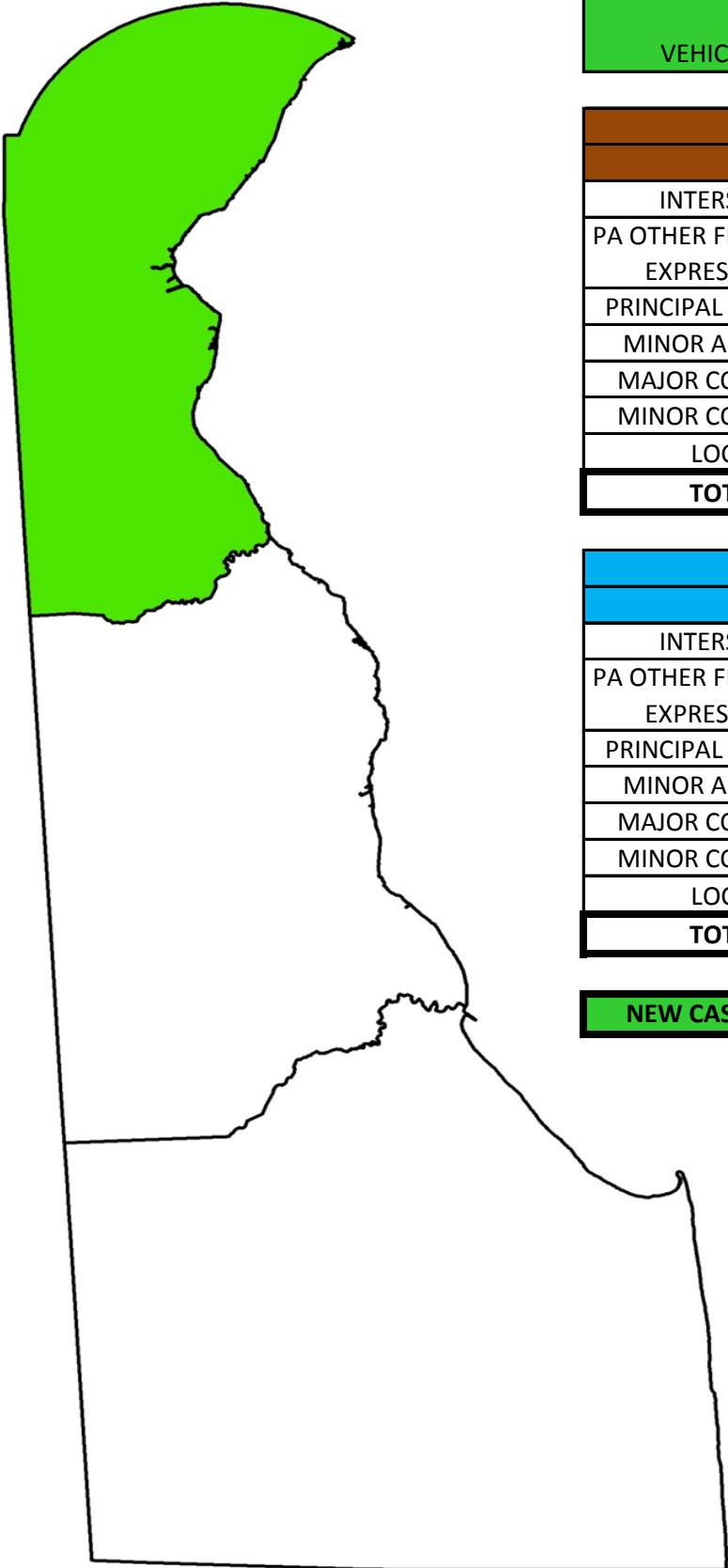
2013 HIGHWAY STATISTICS

**New Castle County
VEHICLE MILES TRAVELED BY FUNCTIONAL CLASSIFICATION**

RURAL			
	MILES	LANE MILES	DVMT
INTERSTATE	-	-	-
PA OTHER FREEWAYS & EXPRESSWAYS	-	-	-
PRINCIPAL ARTERIALS	31.97	117.00	1170362.64
MINOR ARTERIALS	24.43	85.46	445324.42
MAJOR COLLECTOR	75.91	152.81	244941.88
MINOR COLLECTOR	45.09	90.53	69464.98
LOCAL	327.75	646.55	252411.65
TOTAL	505.15	1092.35	2182505.57

URBAN			
	MILES	LANE MILES	DVMT
INTERSTATE	40.61	256.14	3497690.82
PA OTHER FREEWAYS & EXPRESSWAYS	10.13	49.68	762652.90
PRINCIPAL ARTERIALS	127.45	507.05	3730064.50
MINOR ARTERIALS	120.31	333.77	1545835.22
MAJOR COLLECTOR	190.44	400.32	1130108.60
MINOR COLLECTOR	-	-	-
LOCAL	1394.72	2921.15	1725020.73
TOTAL	1883.66	4468.11	12391372.77

NEW CASTLE TOTALS	2388.81	5560.46	14573878.34
--------------------------	----------------	----------------	--------------------



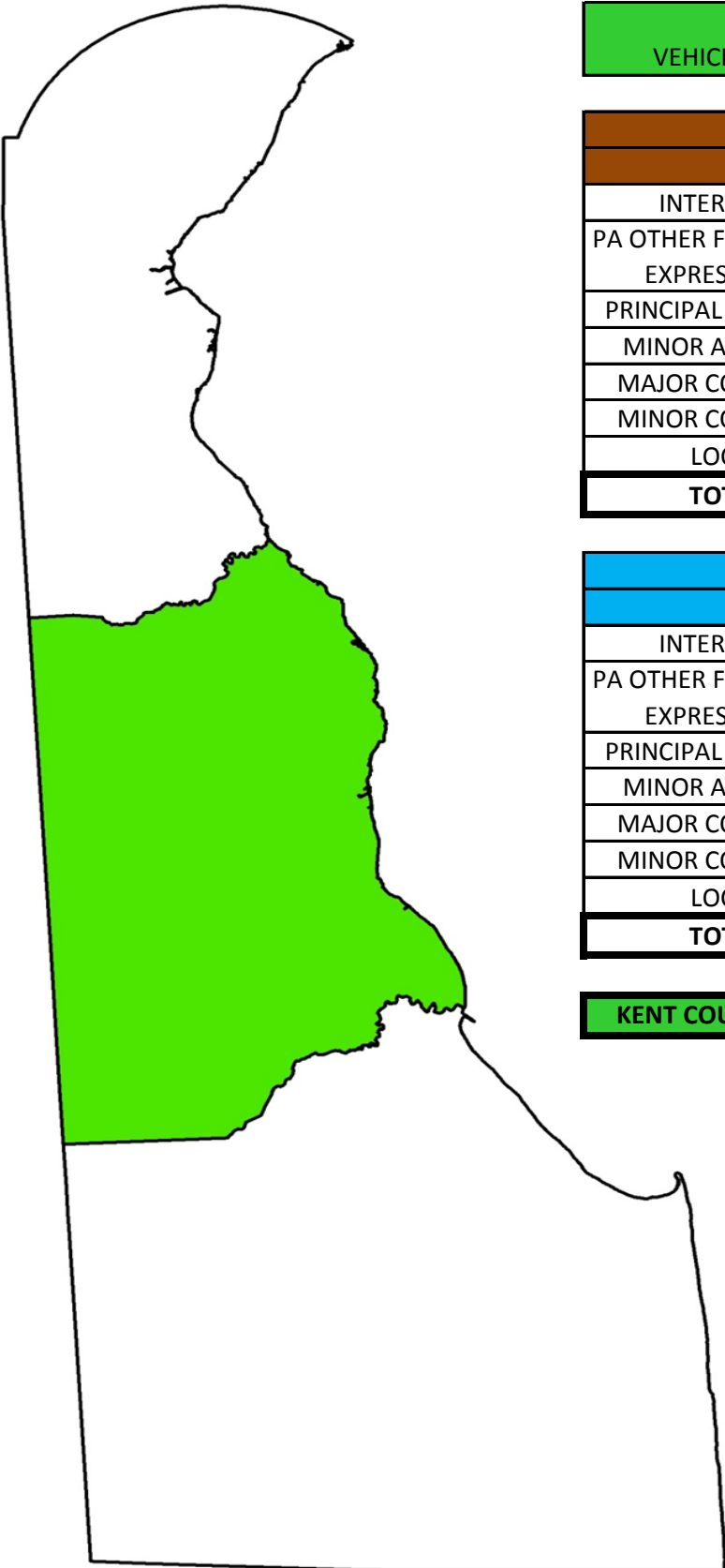
2013 HIGHWAY STATISTICS

**Kent County
VEHICLE MILES TRAVELED BY FUNCTIONAL CLASSIFICATION**

RURAL			
	MILES	LANE MILES	DVMT
INTERSTATE	-	-	-
PA OTHER FREEWAYS & EXPRESSWAYS	-	-	-
PRINCIPAL ARTERIALS	28.12	112.48	881810.57
MINOR ARTERIALS	56.26	113.24	270525.60
MAJOR COLLECTOR	103.63	207.18	265546.63
MINOR COLLECTOR	83.78	167.56	115213.47
LOCAL	686.31	1365.71	317426.66
TOTAL	958.10	1966.17	1850522.94

URBAN			
	MILES	LANE MILES	DVMT
INTERSTATE	-	-	-
PA OTHER FREEWAYS & EXPRESSWAYS	20.25	85.36	657392.13
PRINCIPAL ARTERIALS	9.40	36.38	300098.44
MINOR ARTERIALS	59.88	176.88	1013243.31
MAJOR COLLECTOR	80.17	163.29	318248.71
MINOR COLLECTOR	-	-	-
LOCAL	345.87	682.34	297514.38
TOTAL	515.57	1144.25	2586496.97

KENT COUNTY TOTALS	1473.67	3110.42	4437019.91
---------------------------	----------------	----------------	-------------------



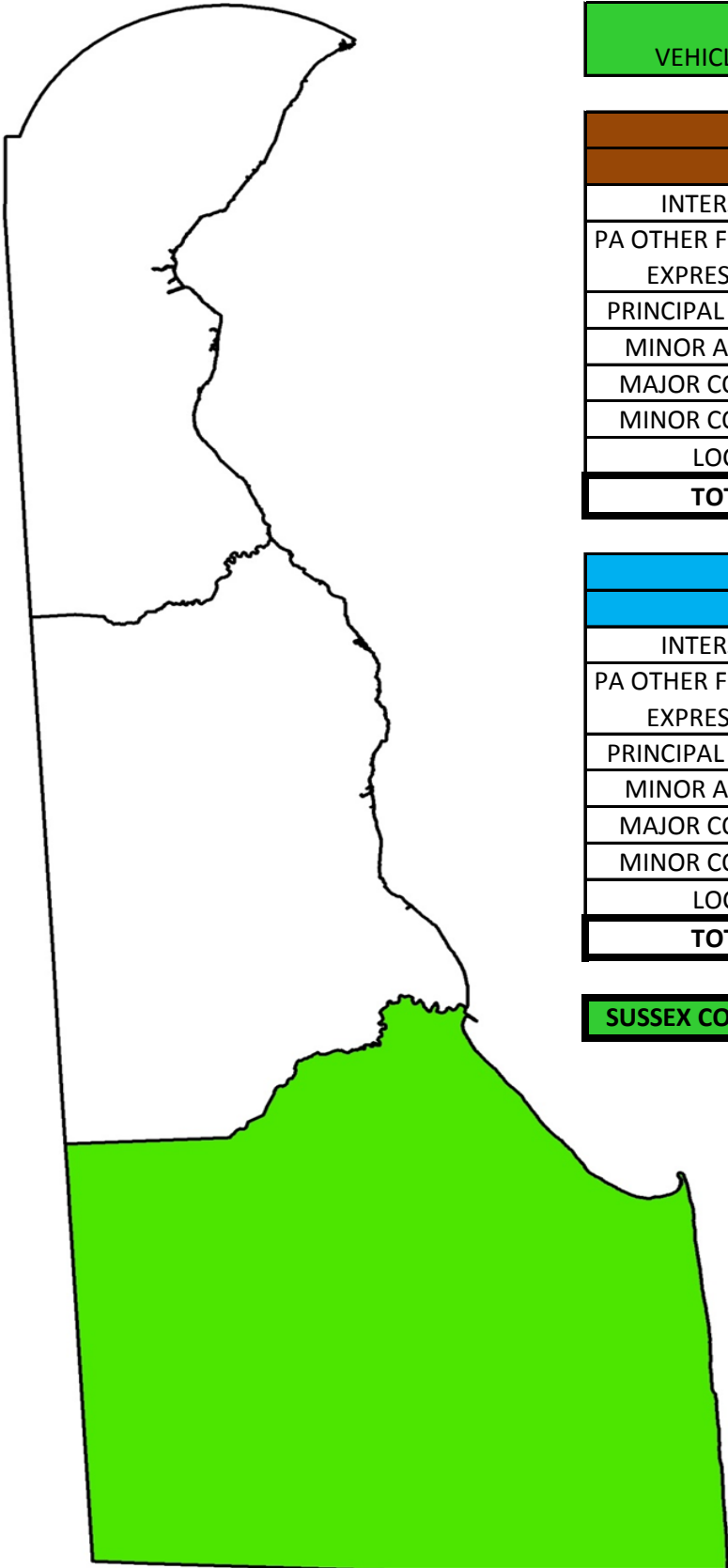
2013 HIGHWAY STATISTICS

**Sussex County
VEHICLE MILES TRAVELED BY FUNCTIONAL CLASSIFICATION**

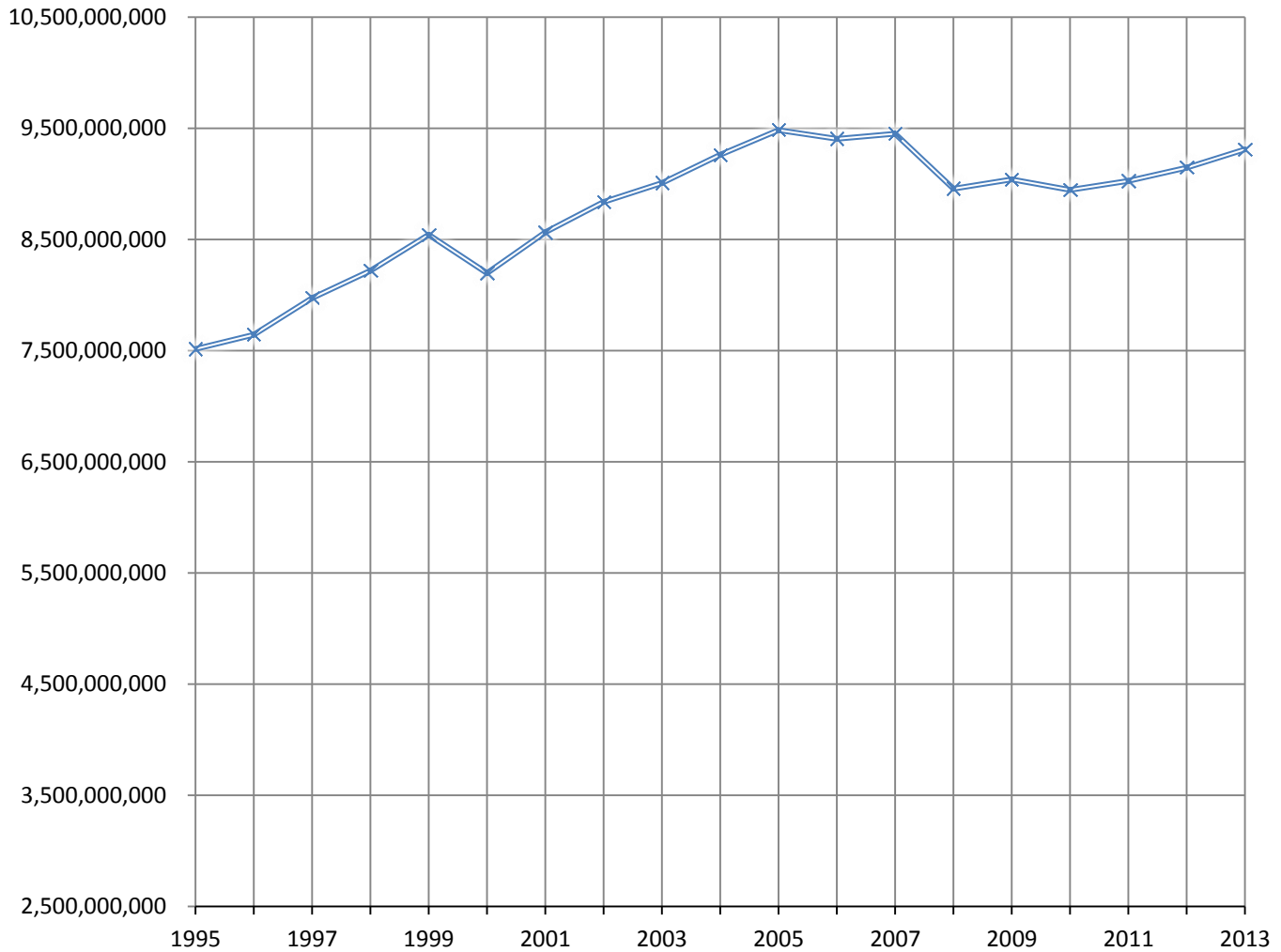
RURAL			
	MILES	LANE MILES	DVMT
INTERSTATE	-	-	-
PA OTHER FREEWAYS & EXPRESSWAYS	-	-	-
PRINCIPAL ARTERIALS	100.74	354.54	1933510.14
MINOR ARTERIALS	34.94	69.88	240219.12
MAJOR COLLECTOR	273.26	548.36	1187168.44
MINOR COLLECTOR	93.51	187.02	139280.25
LOCAL	1279.89	2511.60	822385.10
TOTAL	1782.34	3671.40	4322563.04

URBAN			
	MILES	LANE MILES	DVMT
INTERSTATE	-	-	-
PA OTHER FREEWAYS & EXPRESSWAYS	-	-	-
PRINCIPAL ARTERIALS	38.75	135.84	1037211.33
MINOR ARTERIALS	17.63	41.99	186832.04
MAJOR COLLECTOR	93.01	189.88	540524.45
MINOR COLLECTOR	-	-	-
LOCAL	398.42	803.26	337853.27
TOTAL	547.81	1170.97	2102421.09

SUSSEX COUNTY TOTALS	2330.15	4842.37	6424984.13
-----------------------------	----------------	----------------	-------------------



DELAWARE ANNUAL VEHICLE MILES TRAVELED (AVMT)



YEAR	AVMT	CHANGE
1995	7,516,000,000	6.97%
1996	7,645,000,000	1.72%
1997	7,975,000,000	4.32%
1998	8,220,000,000	3.07%
1999	8,543,000,000	3.93%
2000	8,199,000,000	-4.03%
2001	8,565,000,000	4.46%
2002	8,838,000,000	3.19%
2003	9,010,000,000	1.95%
2004	9,263,000,000	2.81%
2005	9,486,000,000	2.41%
2006	9,407,000,000	-0.83%
2007	9,453,000,000	0.49%
2008	8,959,000,000	-5.23%
2009	9,041,000,000	0.92%
2010	8,948,000,000	-1.03%
2011	9,028,000,000	0.89%
2012	9,147,265,000	1.32%
2013	9,310,592,408	1.79%

DelDOT HPMS Program (2013)
Coordinator: Jason Vogl

OTHER AGENCIES

Del DOT oversees all public roads from Municipally maintained, State owned and suburban classified roadways in addition to these different classifications Del DOT also monitors and assists with the documentation of the following agencies; Air force, Airports, Army Reserve, Corps of Engineers, Fish & Wildlife, State Forests, State Parks and Universities. These organizations are responsible for the maintenance and monitoring of the roads in their respective jurisdictions. Additionally as part of HPMS requirements Del DOT is responsible for Coordinating proper reporting of Roadway inventory within each Boundary. The table below depicts Mileage and DVMT as reported to Del DOT from each Organization.

OTHER AGENCIES			
AGENCY	MILES	LANE MILES	DVMT
AIR FORCE	43.53	87.06	27,902.73
AIRPORTS	5.52	11.04	7,454.37
ARMY RESERVE	6.63	13.26	659.00
CORPS OF ENGINEERS	60.49	120.98	120.98
FISH AND WILDLIFE	11.42	22.84	3,563.26
STATE FOREST	4.89	9.78	12.87
STATE PARK	43.24	86.48	15,415.00
UNIVERSITIES	24.63	49.26	17,462.00
Totals	200.35	400.7	72,590.21

➤ AIR FORCE

Source: Earl Waller
 Title: N/A
 Agency: N/A
 Phone: (302) 677-6430
 E-Mail: Earl.Waller@us.af.mil
 Submission notes: None

➤ AIRPORTS

Source: Joshua Thomas
 Title: Project Planner
 Agency: Del DOT
 Phone: (302)-760-4834
 E-Mail: joshua.thomas@state.de.us
 Submission notes: None

➤ ARMY RESERVE

Source: Bernie Gilbert
 Title: GIS Transportation Planner
 Agency: Del DOT
 Phone: (302) 760-2137
 E-Mail: Bernie.Gilbert@state.de.us
 Submission notes: None

DelDOT HPMS Program (2013)
 Coordinator: Jason Vogl

➤ **CORPS OF ENGINEERS**

Source: James R. Tomlin, Jr.
Title: Resident Engineer
Agency: ACE
Phone: (302) 760-2619
E-Mail: James.R.Tomlin@usace.army.mil
Submission notes: None

➤ **FISH AND WILDLIFE**

Source: Oscar Reed, Jr.
Title: Deputy Refuge Manager
Agency: U.S. Fish & Wildlife Service
Phone: (302) 653-9345
E-Mail: oscar_reed@fws.gov
Submission notes: None

➤ **STATE FOREST**

Source: Bill Seybold
Title: Senior Forester
Agency: Delaware State Forest
Phone: (302) 698-4553
E-Mail: William.Seybold@state.de.us
Submission notes: None

➤ **STATE PARKS**

Source: Rich Goodman II
Title: Geospatial Analyst I
Agency: State Parks
Phone: (302) 739-9213
E-Mail: Richard.Goodman@state.de.us
Submission notes: None

➤ **UNIVERSITIES**

Source: Luis RiosFontanez
Title: EPS Tech III
Agency: Del DOT
Phone: (302)-760-2154
E-Mail: Luis.Fontanez@state.de.us
Submission notes: None