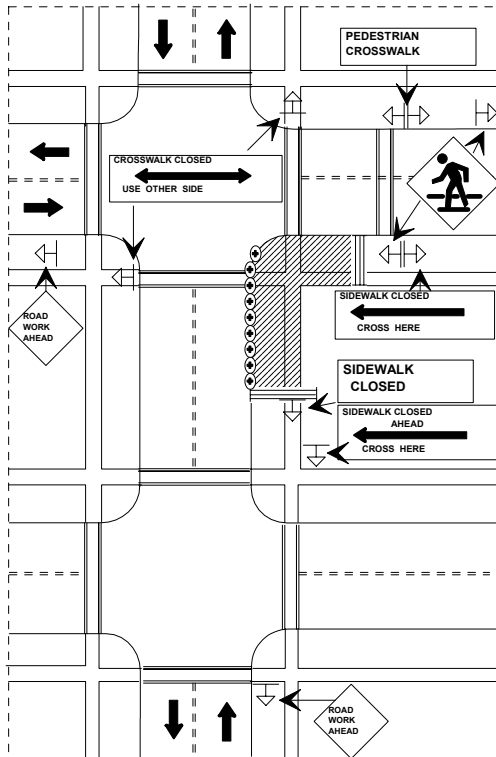


STANDARD DESIGN
TYPICAL APPLICATION OF TRAFFIC CONTROL DEVICES FOR
HIGHWAY CONSTRUCTION, MAINTENANCE AND UTILITY OPERATIONS
CASE 17

CROSSWALK CLOSURES AND PEDESTRIAN DETOURS
DAY OR NIGHT OPERATIONS



BARRICADE SYMBOLS

≡ Type III

SYMBOLS

⊕ Sign (bottom of all signs must be at least seven(7) feet above roadway surface)

← Traffic Flow

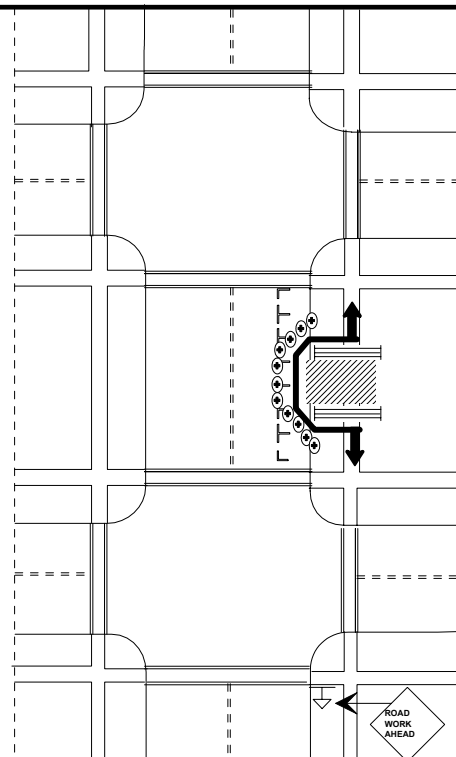
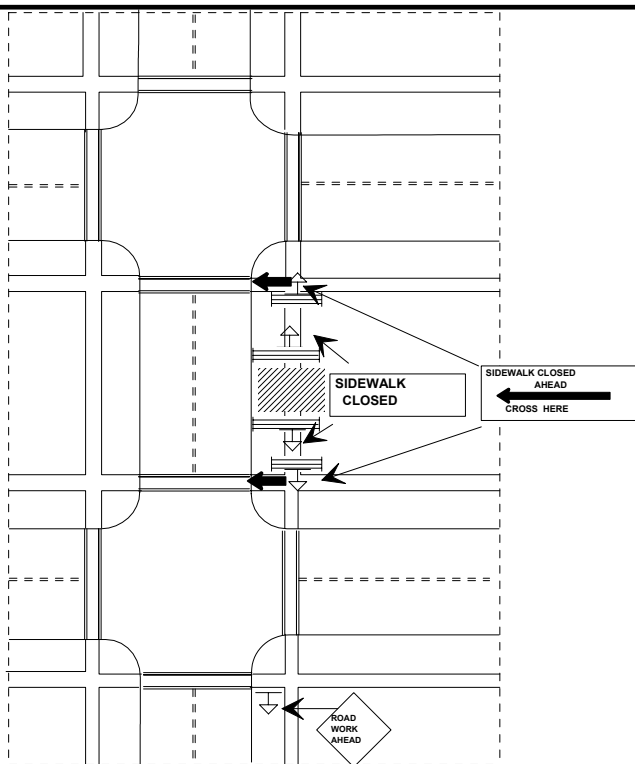
⊕ CHANNELIZING DEVICES:
 can be Plastic Drums,
 or Cones

LIGHT SYMBOLS

⊙ Type "A" amber flashing light

⊙ Type "B" amber high-intensity light

⊕ Type "B" red high-intensity light



Case 17

Crosswalk Closures and Pedestrian Detours

1. Only the traffic control devices controlling pedestrian flows are shown. Other devices may be needed to control traffic on the streets. Use lane closure signing or ROAD NARROWS signs, as needed.
2. Street lighting should be considered.
3. Pedestrian traffic signal displays controlling closed crosswalks should be covered or deactivated.
4. Where high speeds may be anticipated, use a barrier to separate the temporary walkway from vehicular traffic.
5. Signs may be placed along a temporary walkway to guide or direct pedestrians. Examples include KEEP RIGHT and KEEP LEFT signs.