


## More Bicycle Information

Delaware Bicycle Council maintains the most current links to bicycle information. For more information about the Bicycle Council and bicycling information in Delaware, visit:

<http://deldot.gov/Programs/bike>

Delaware Department of Transportation Contacts:

DelDOT Bicycle Coordinator (302) 760-2260  
 DelDOT Central District Office (302) 739-1111  
 Report road hazards to DelDOT Visit <https://deldot.gov> (302) 659-4600



Delaware Department of Transportation  
 Nicole Majeski, Secretary

Credits  
 Whitman, Reardon & Associates, LLP  
[www.wralp.com](http://www.wralp.com)

Steve Spindler Cartography  
[steve@bikemap.com](mailto:steve@bikemap.com)  
 ©2021

## Bikes on Transit

### DART First State Bike and Bus

[www.dartfirststate.com](http://www.dartfirststate.com) • (800) 652-DART  
 All DART buses statewide are equipped to carry bicycles. Information on DART's more than 60 local routes, including fares, can be found at [www.dartfirststate.com](http://www.dartfirststate.com). All local buses have racks on the front to store two bicycles.

In addition to these local routes, three routes provide intercounty service throughout Delaware. The 301 bus carries bicycles between Dover, Smyrna and Wilmington. This service is especially convenient for cyclists wanting to take one way bike trips into the southern part of the county from Wilmington. The bus travels on Delaware Route 1, stopping at selected park and ride lots as noted on the map.

Bicycles can be placed on the bicycle racks located on the front of the bus. The 301 bus offers service between Wilmington to Dover; the 302 bus offers service between Dover to Newark; and the 303 bus offers service between Dover and Georgetown; and the 307 bus offers service between Lewes to Dover. The one-way fare rates and service hours of operation are on the DART First State website.

### DART's Pedal and Park Program

[www.dartfirststate.com](http://www.dartfirststate.com) • (800) 652-DART  
 Bike lockers are available at several park and ride locations. When you can't take your bike on a bus, and you don't want to bike all the way to work, you can park your bike in a secure locker. There is a \$10 key deposit for this service.

### SEPTA Regional Rail, Wilmington/Newark Line

[www.septa.org](http://www.septa.org) • (215) 580-7800  
 SEPTA carries bicycles on all off-peak direction trains. The Wilmington/Newark line from Philadelphia serves Claymont, Wilmington, Churchmans Crossing (Fairplay) and Newark. Saturday and Sunday service only stops at Claymont and Wilmington.

### Amtrak

[www.amtrak.com](http://www.amtrak.com) • (800) USA-RAIL  
 Certain Amtrak trains have baggage cars and carry boxed bicycles for a fee from Wilmington Train Station. Bicycle boxes are available at the Wilmington Station for \$15.

### Greyhound and Peter Pan Bus Service

[www.greyhound.com](http://www.greyhound.com) • (800) 231-2222  
 These bus companies carry bicycles between Wilmington, New York, Washington and certain points in New England on a space available basis. The front wheel must be removed and bicycles may need to be boxed if there is limited space.

## Crossing the Delaware by ferry

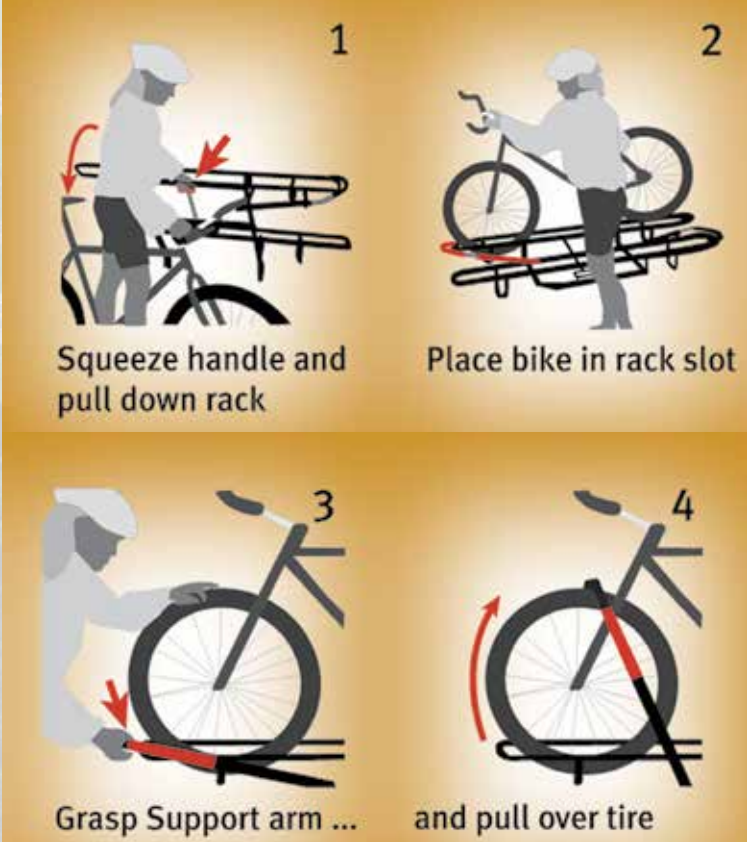
**Three Forts Ferry** • [www.destateparks.com](http://www.destateparks.com) • (302) 834-7941  
 The Ferry operates weekends and holidays, from late May through early September. Starting in mid-June the ferry is open Wednesdays, Thursdays and Fridays through Labor Day Weekend. Bicycles are not allowed on Pea Patch Island.

Tickets:  
 Adults \$12  
 Children ages 2-12: \$7  
 Seniors and Military \$11  
 Children 2 and under are free.

### Cape May - Lewes Ferry (Sussex County)

[www.cmf.com](http://www.cmf.com) • (800) 64-Ferry  
 In DE (302) 426-1155 • In NJ (609) 886-1725  
 This ferry between Cape May, NJ and Lewes, DE, takes about an hour and a half. Many people bring bikes and use the ferry as a day trip. Adult tickets for foot passengers are \$10, or \$18 round trip. The website (FAQs) has further information about bicycle rental from the Lewes Terminal.

## Bikes on buses, trains and ferries




## Have Fun. Curb Your Car.

It's easy to live a car-lite, or even car-free, lifestyle in Delaware! Use your bicycle and these tips to start down the path to a healthier, more efficient form of travel.

1. Find your home on the Delaware Bicycle Maps and draw a circle with a one- or two-mile radius around it. Use a highlighter to mark places inside the circle that you regularly visit.
2. Choose a familiar place and try bicycling rather than driving. See if you can find a comfortable route and secure parking. Add a new location every 1-2 weeks.
3. See if you can find a closer destination for errands that fall outside your circle. By slowly increasing the number of bicycle trips and incorporating transit or using a carshare program, you'll be living car-lite in no time!

(Adapted from [www.BikeNow.org](http://www.BikeNow.org))

## Bicycle Map



## Bicycling in Delaware

This map series is just one step that the Delaware Department of Transportation (DelDOT) is taking to encourage all modes of transportation. It features a network of State, regional, and connector routes to help cyclists get where they need to go. All roads in the state of Delaware, except limited access or express state highways (which includes I-95 and the Delaware Memorial Bridge), may be traveled by bicycle.

DelDOT has several road improvement projects and studies to make bicycling and walking safer and more pleasant. These are listed online at [deldot.gov/information/projects/](http://deldot.gov/information/projects/). Any new roadway project in Delaware needs to accommodate bicyclists and pedestrians.

- Along with road improvements, initiatives going on in the state include:
- Blueprint for a Bicycle-Friendly Delaware
  - Bicycle Safety Checks
  - May Bike Month
  - Delaware Bicycle Helmet Bank

Learn more about Delaware's active bicycling community of shops, clubs, and advocacy organizations by visiting DelDOT's bicycling webpage: [deldot.gov/Programs/bike](http://deldot.gov/Programs/bike).

Bicycle Friendly State

## Have fun bicycling!



# Dover Area



**Statewide Bicycle Route**  
 These routes are north-south connections among New Castle, Kent and Sussex Counties.  
 With Bikeway\* Without Bikeway

**Regional Bicycle Route**  
 These higher traffic routes provide direct connections between major municipalities and activity centers.  
 With Bikeway\* Without Bikeway

**Connector Bicycle Route Suggestions**  
 These routes provide connections from local activity and recreational centers to the larger bicycle network. Cyclists may find undesignated roads (white) suitable.  
 With Bikeway\* Without Bikeway

**High Traffic**  
 Traffic varies throughout the day, week and year. Roads with over 5,000 vehicles daily. Challenging for cyclists

**Trails**  
 Off-Road Trails  
 Unpaved Off-Road Trails

Please see DNREC Trail maps at: [www.destateparks.com/activities/trails](http://www.destateparks.com/activities/trails)

## Safety

### The Helmet Law

Children under the age of 18 must wear a helmet while bicycling or in a trailer or bike seat. The helmet law also led to the formation of a bicycle helmet bank to provide free helmets to children who cannot afford to buy them. Helmets are available through the public schools, or you can contact the DelDOT bicycle coordinator at 302-760-2260.

### Get There Safely. Know Your Responsibilities.

Share the road. Don't assume motorists can see you. Never ride against traffic. 3C's: Courtesy, Caution, Common sense. Follow signs and signals.

- Ride with traffic  
 Wear a helmet  
 Use lights at night  
 Wear bright clothing

